

Average price development in Switzerland, 2019–2020

Production


–3.0%

Evolution of total supply prices



–1.6%

Evolution of producer prices



–5.6%


Evolution of import prices



Construction

+0.1%

Evolution of construction prices



Consumption

–0.7%

Evolution of consumer prices



Housing

+2.5%

Evolution of residential property prices




+0.9%

Evolution of housing rental prices

In international comparison

Price level in Switzerland compared to the average price level in the European Union (2019)



Evolution of consumer prices in Switzerland compared to their evolution in the European Union

