

2020

07

Agriculture
and forestry

Neuchâtel 2020

Forestry in Switzerland

Pocket Statistics 2020






























Schweizerische Eidgenossenschaft
Confédération suisse
Confederazione Svizzera
Confederaziun svizra

Swiss Confederation

Federal Department of Home Affairs FDHA
Federal Statistical Office FSO

Forestry statistics 2019¹

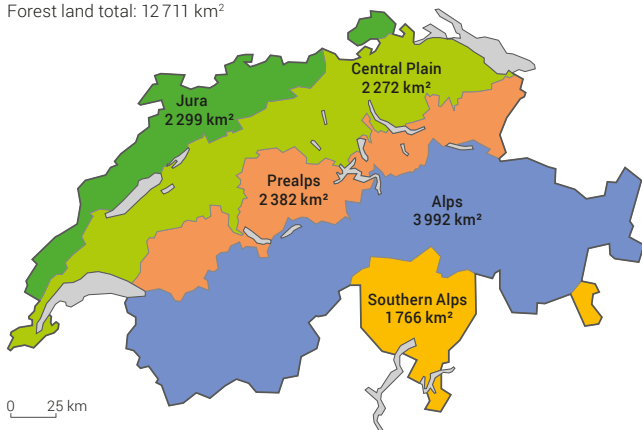
																												
	CH	ZH	BE	LU	UR	SZ	OW	NW	GL	ZG	FR	SO	BS	BL	SH	AR	AI	SG	GR	AG	TG	TI	VD	VS	NE	GE	JU	
Wood harvest in m³, total	4 614 038	469 303	823 460	191 927	30 531	92 815	72 389	23 820	43 360	55 820	255 683	187 034	3 300	124 254	92 764	52 346	26 936	262 488	354 506	401 833	149 402	92 578	385 748	103 554	136 055	7 285	174 847	
Change over previous year (2018) in %	-11,2%	-8,5%	-17,0%	-36,2%	11,8%	-24,2%	0,8%	-11,2%	3,6%	-3,6%	8,4%	-22,4%	7,0%	-6,0%	10,4%	-1,1%	22,0%	-16,4%	-10,4%	-10,5%	-13,4%	-6,2%	-4,2%	-7,5%	-10,0%	-19,7%	4,1%	
Softwood (conifers)	3 129 827	308 262	609 437	151 236	24 125	74 775	46 175	11 134	25 618	37 384	189 527	88 816	228	25 405	58 727	45 519	26 671	167 712	335 487	233 978	104 082	30 571	252 133	95 442	101 365	587	85 431	
Hardwood (deciduous)	1 484 211	161 041	214 023	40 691	6 406	18 040	26 214	12 686	17 742	18 436	66 156	98 218	3 072	98 849	34 037	6 827	265	94 776	19 019	167 855	45 320	62 007	133 615	8 112	34 690	6 698	89 416	
Wood harvest by use, in m³																												
Sawlogs and veneer logs	2 194 586	213 586	431 955	95 238	10 995	47 553	27 372	5 585	17 271	25 713	132 626	67 788	450	33 997	39 106	32 340	22 268	136 519	212 751	157 389	70 834	12 507	201 827	41 809	85 976	719	70 412	
Industrial roundwood	502 514	43 806	108 716	41 785	243	8 854	7 704	1 162	4 194	3 260	12 201	44 457	251	11 970	18 273	1 828	138	15 591	3 898	49 945	7 670	2 956	36 035	13 607	12 922	262	50 786	
Total wood fuel	1 913 428	211 450	281 886	54 783	19 290	36 065	37 275	17 053	21 854	26 847	110 711	74 736	2 599	78 192	35 385	18 121	4 530	110 138	137 725	194 407	70 770	77 115	147 399	48 127	37 039	6 282	53 649	
of which chopped wood	726 704	38 525	99 212	18 966	6 928	13 347	10 383	4 557	9 373	3 262	28 875	29 541	0	14 858	13 755	3 488	3 087	45 247	75 468	39 774	21 300	70 849	120 430	24 463	12 502	1 435	17 079	
of which wood chips	1 186 724	172 925	182 674	35 817	12 362	22 718	26 892	12 496	12 481	23 585	81 836	45 195	2 599	63 334	21 630	14 633	1 443	64 891	62 257	154 633	49 470	6 266	26 969	23 664	24 537	4 847	36 570	
Other types of wood	3 510	461	903	121	3	343	38	20	41	0	145	53	0	95	0	57	0	240	132	92	128	0	487	11	118	22	0	
Forest area in ha	1 271 125	50 206	177 589	39 912	20 637	27 760	18 659	7 772	21 150	6 465	43 393	31 708	471	20 356	12 683	7 181	4 869	60 000	201 958	49 117	20 222	142 310	127 074	109 584	30 756	3 003	36 290	
Productive forest land	1 117 669	49 685	161 577	39 912	17 023	26 940	15 526	7 093	18 540	6 381	42 512	27 299	471	19 968	12 570	6 861	4 655	56 620	161 360	46 490	20 185	127 584	94 603	90 788	26 662	2 599	33 765	
Unproductive forest land	153 456	521	16 012	0	3 614	820	3 133	679	2 610	84	881	4 409	0	388	113	320	214	3 380	40 598	2 627	37	14 726	32 471	18 796	4 094	404	2 525	
Forest reserves 2018 ²	84 153	3 945	5 012	2 115	1 096	3 772	2 052	563	2 463	1 317	1 031	3 306	6	3 732	586	444	132	3 976	19 392	6 944	2 000	6 329	4 311	5 005	2 058	766	1 801	
Forest ownership																												
Private forest land in ha	372 805	25 494	88 719	29 857	2 980	7 241	1 656	2 453	2 662	1 813	18 557	6 558	86	4 435	2 068	5 530	2 782	26 021	18 117	11 117	11 424	29 313	41 011	10 002	13 130	1 045	8 734	
Public forest land in ha	898 320	24 712	88 870	10 055	17 657	20 519	17 003	5 319	18 488	4 652	24 836	25 150	385	15 921	10 615	1 651	2 087	33 979	183 841	38 000	8 798	112 997	86 063	99 582	17 626	1 958	27 556	
Forest owners (total number)	249 346	18 449	36 714	11 331	1 512	3 448	1 814	826	1 466	1 242	14 314	5 276	164	6 134	2 070	4 266	3 024	16 994	10 482	14 369	9 030	30 561	27 267	19 904	2 951	1 595	4 165	
Private forest owners	245 978	18 245	36 295	11 202	1 489	3 363	1 801	806	1 457	1 172	14 154	5 149	160	6 044	2 043	4 241	2 996	16 487	10 340	14 167	8 960	30 244	26 947	19 676	2 862	1 564	4 114	
Public forest owners	3 368	204	419	129	23	85	13	20	9	70	160	127	4	90	27	25	28	507	142	202	70	317	320	228	89	31	51	
Business results achieved by forestry enterprises in thousands of Swiss francs																												
No. of forestry enterprises (with and without employees)	667	49	90	11	9	12	8	5	3	6	25	24	1	23	11	1	2	32	63	58	22	58	84	34	19	2	15	
Revenue	533 635	36 567	53 608	6 076	8 158	8 847	17 048	4 324	10 533	8 240	32 698	26 558	X	25 358	6 942	X	X	25 604	77 090	61 609	8 318	8 905	31 019	51 885	11 751	X	10 358	
of which contributions for public services comprise	139 177	4 813	9 480	1 055	4 040	2 499	6 835	771	4 562	1 723	8 996	6 119	X	4 504	2 375	X	X	5 012	25 794	8 363	1 247	5 601	9 588	19 168	3 667	X	2 196	
Expenditure	575 044	48 520	52 240	7 066	8 281	9 316	16 288	4 466	13 491	8 801	33 021	24 882	X	25 780	8 866	X	X	24 071	86 532	61 249	8 440	14 202	39 668	50 000	14 168	X	10 170	
Balance	-41 409	-11 953	1 368	-991	-122	-469	760	-142	-2 958	-562	-323	1 675	X	-423	-1 924	X	X	1 533	-9 442	360	-122	-5 297	-8 650	1 885	-2 417	X	188	
Investment (capital spending)	59 997	2 044	1 931	948	490	409	853	339	786	1 255	2 977	1 538	X	589	627	X	X	3 136	24 613	2 246	320	5 273	1 320	6 944	966	X	101	
of which contributions for public services comprise	26 665	122	896	332	555	39	178	0	217	280	861	646	X	109	80	X	X	713	14 836	269	0	3 673	598	1 871	343	X	47	
Establishments and employees 2018³																												
Forestry enterprises	497	29	62	7	12	12	9	7	X	5	21	19	X	28	9	9	4	28	58	58	20	12	28	32	10	X	16	
No. of persons employed in these enterprises	2 892	168	306	28	74	63	104	32	13	57	157	83	14	144	44	51	10	140	336	357	78	57	137	363	35	X	41	
Logging enterprises and forestry services contractors	903	84	136	55	4	22	9	6	9	10	33	32	X	20	12	10	X	47	56	52	30	66	100	27	40	11	28	
No. of persons employed in these enterprises	3 223	237	386	185	12	108	60	39	45	33	136	96	X	54	38	16	8	181	255	185	88	328	399	93	116	36	88	

¹ Sources: FSO – Swiss Forestry Statistics, Survey on wood processing in sawmills, Forest Enterprise Network; Federal Office for the Environment – Forest reserves ² Graubünden: 5240 ha National Park and 2514 ha Pro Natura reserve ³ Source: FSO – Structural Business Statistics STATENT X: Not included due to data protection issues

Forest land by forest area in 2019

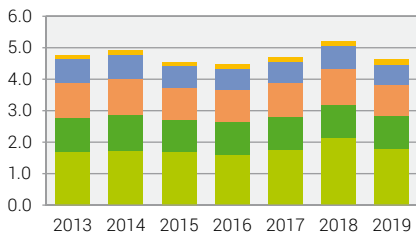
G1

Forest land total: 12 711 km²




Wood harvest

million m³

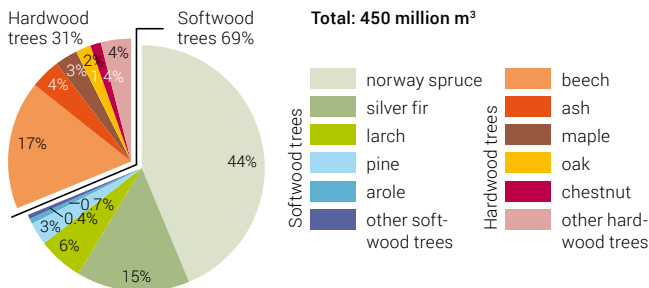


Total 2019:
4.6 million m³



Wood stocks by types of trees

G2

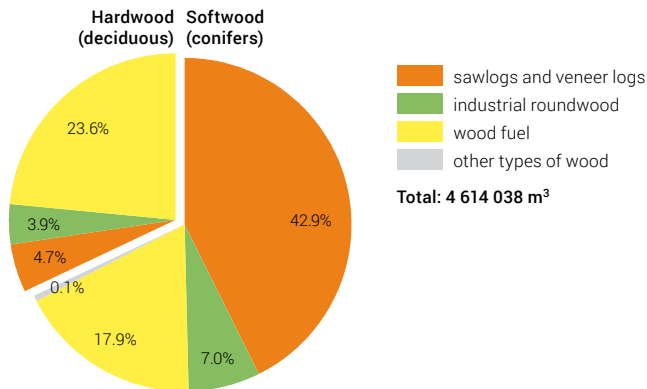


Source: WSL – 4th National Forestry Inventory, 2009–2017

© FSO 2020

Wood harvest by use, 2019

G3



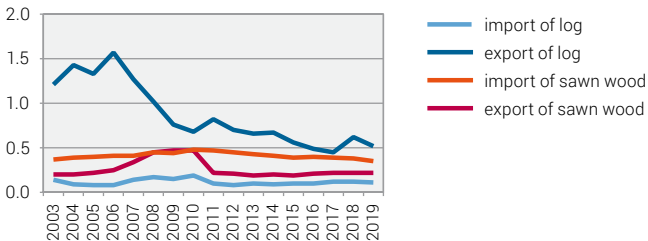
Source: FSO – Swiss Forestry Statistics

© FSO 2020

Foreign trade of roundwood and sawings

G4

million m³ of solid wood



Sources: SCA – Swiss foreign trade statistics; FOEN

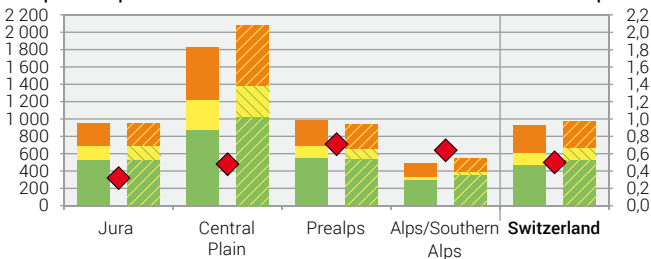
© FSO 2020

Financial situation of selected forestry enterprises, 2019

G5

CHF per ha of productive forest land

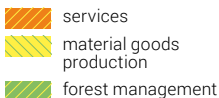
Hours worked per m³



Revenue



Expenditure



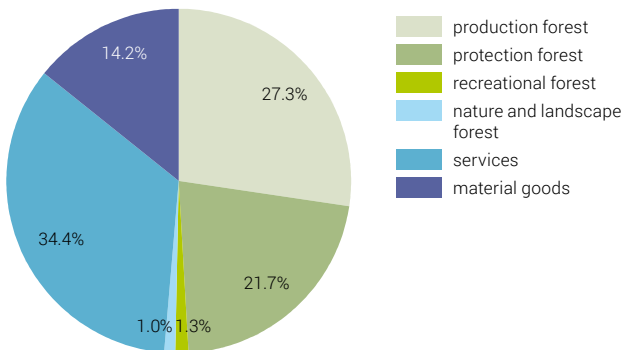
◆ hours worked per m³ wood

Source: FSO – Forest Enterprise Network (FEN)

© FSO 2020

Revenue share of selected forest enterprises, 2019 G6

Share of profit and revenue in FEN 2019



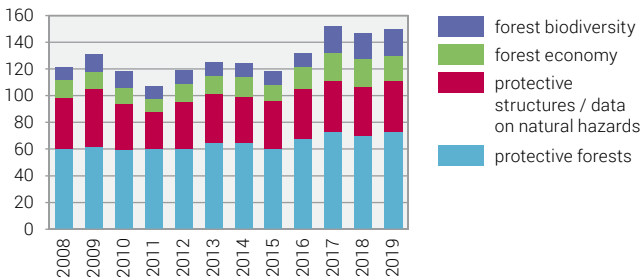
Source: FSO – Forest Enterprise Network (FEN)

© FSO 2020

Public forestry expenditure G7

G7

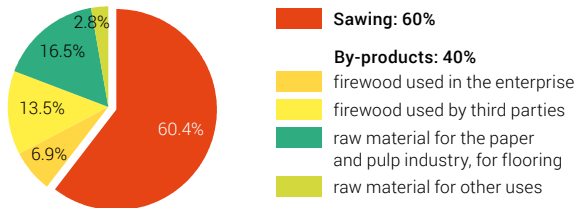
CHF million



Source: Federal Office for the Environment (FOEN)

© FSO 2020

Total 1.9 million m³ roundwood



Source: FSO – Survey on wood processing in sawmills

© FSO 2020

- Published by:** Federal Statistical Office (FSO)
- Information:** Arthur Zesiger, FSO, tel. +41 58 463 62 00,
arthur.zesiger@bfs.admin.ch
- Editors:** Chantal Guggenbühl, FSO; Andreas Berger, FSO
- Online database:** www.pxweb.bfs.admin.ch
- General Information:** www.statistics.admin.ch → Look for statistics → 07 – Agriculture and forestry
- Layout:** DIAM Section, Prepress/Print
- Graphics:** DIAM Section, Prepress/Print
- Maps:** DIAM Section, ThemaKart
- Online:** www.statistics.admin.ch
- Print:** www.statistics.admin.ch
Federal Statistical Office, CH-2010 Neuchâtel,
order@bfs.admin.ch, tel. +41 58 463 60 60
Printed in Switzerland
- Copyright:** FSO, Neuchâtel 2020
Reproduction with mention of source authorised
(except for commercial purposes).
- FSO number:** 832-2000