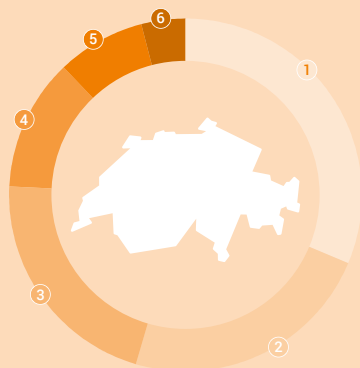


Figures from 2018 unless another year is specified



Land use, 2004/09

- ① forest and woods **31%**
- ② farmland **23%**
- ③ other natural space **21%**
- ④ alpine farmland **12%**
- ⑤ settlement and urban areas **8%**
- ⑥ lakes and watercourses **4%**



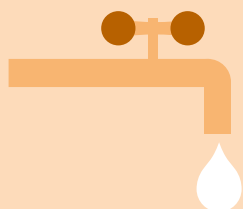
17 t

material footprint
per person



35%

lost or endangered
animal and plant species



306 l

daily consumption
of drinking water
per person




6.3%

environmentally-related
tax revenue




705 kg

municipal waste per person



13 t

carbon footprint,
CO₂ equivalent
per person



84%

of the population considered
the environmental quality in Switzerland
in 2019 to be very good or quite good.



150 000

jobs in the environment sector