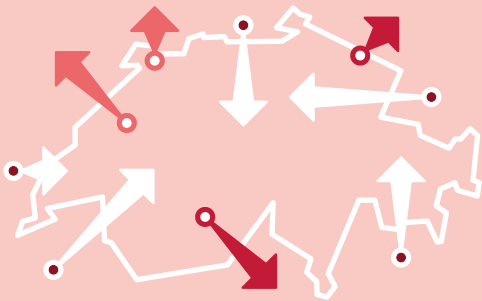


Figures from 2018 unless another year is specified



Gross domestic product (GDP)

## CHF 689 545 m

At current prices, provisional

**CHF 80 986** per inhabitant

## +2.8%

Change over previous year,  
at prices of preceding year, provisional

## CHF 691 417 m

Gross national income (GNI)


at current prices, provisional

## CHF 367 250 m

Consumption expenditure

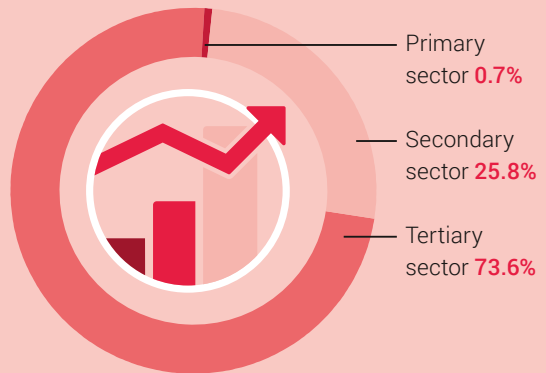
at current prices,

provisional



**CHF 43 133** per inhabitant


Structure of the Swiss economy  
as a % of the GDP, by economic sectors



## 21.3%

Savings rate of private households

as a % of the gross disposable income incl. the 2nd pillar



## +1.4%

Surplus (+)/deficit (-)  
of general government  
in relation to the GDP