




## 39 303

interpresas novas,  
2017



## 5,137

**persunas occupadas**

3. quartal 2019, en miu.

En equivalentes

a temp cumplain: **3,996**

## 590 253

Interpresas da  
l'economia da martgà, 2017

sector 1

### 53 010

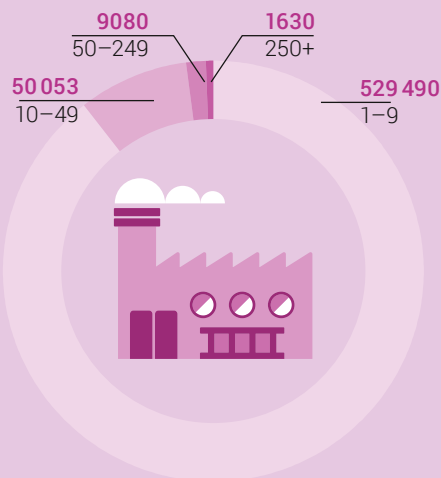
sector 2

### 90 483

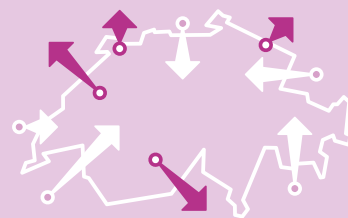
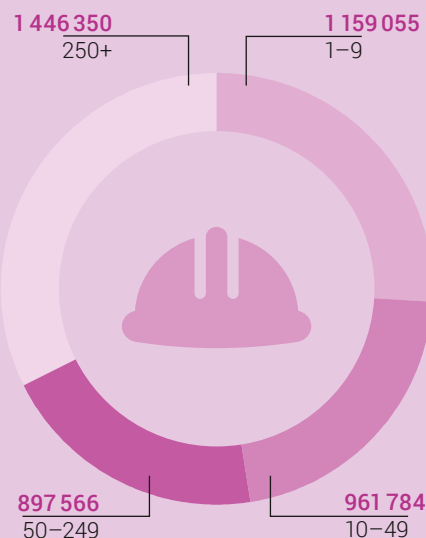
sector 3

### 446 760

Dumber d'interpresas da l'economia  
da martgà, tenor classas da grondezza  
en persunas occupadas, 2017



Dumber da persunas occupadas  
tenor grondezza da l'interpresa, 2017



Commerzi da la Svizra  
cun l'exteriur:

ils partenaris ils pli impurtants  
(Volumen da commerzi)

### Imports

Total 273,4 mia. fr.

56,6  
Germania

26,0  
Gronda Britannia

20,9  
USA

20,8  
Italia

19,7  
Frantscha

### Exports

Total 303,9 mia. fr.

47,3  
Germania

40,1  
USA

29,6  
China

19,7  
Frantscha

17,4  
India