


Figures from 2018 unless another year is specified



39 303

Newly founded enterprises, 2017



5.137

Jobs

3rd quarter 2019 in millions in full-time equivalents: **3.996**

590 253

Market-oriented companies in 2017

Sector 1

53 010

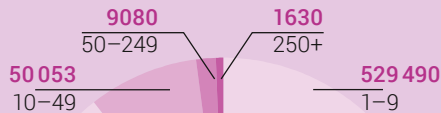
Sector 2

90 483

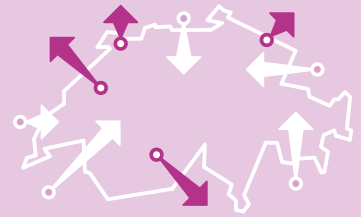
Sector 3

446 760

Number of market-oriented companies by size category, 2017



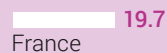
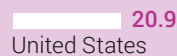
Number of employees by size category of companies, 2017



Switzerland's foreign trade: the most important partners (trading volume)

Imports

Total CHF 273.4 bn



Exports

Total CHF 303.9 bn

