


Cifras da l'onn 2018, nun ch'i saja inditgà in auter onn



39 125

interpresas novas,
2016



5,109

persunas occupadas

2. quartal 2019, en miu.

En equivalentes

a temp cumplain: **3,972**

590 253

Interpresas da
l'economia da martgà, 2017

sectur 1

53 010

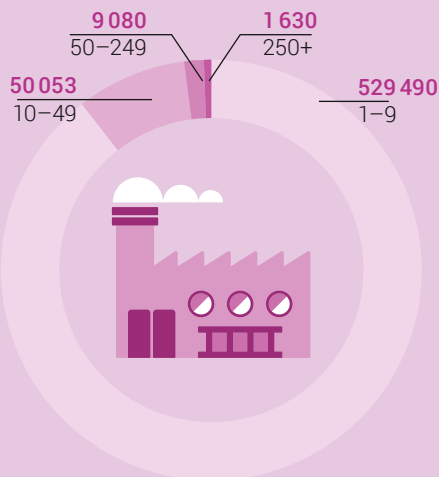
sectur 2

90 483

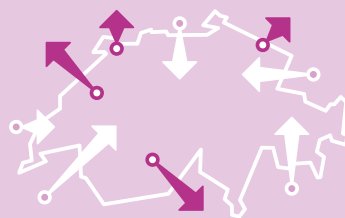
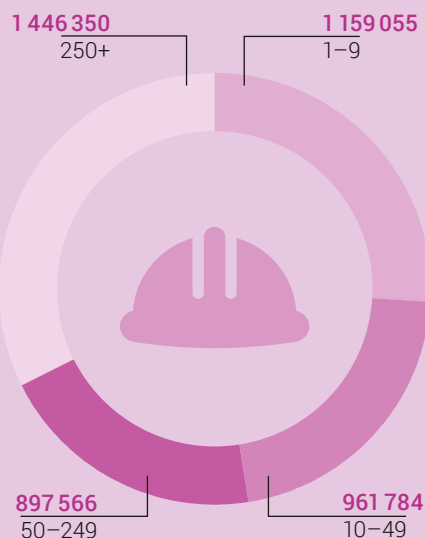
sectur 3

446 760

Dumber d'interpresas da l'economia
da martgà, tenor classas da grondezza
en persunas occupadas, 2017



Dumber da persunas occupadas
tenor grondezza da l'interpresa, 2017



Commerzi da la Svizra
cun l'exteriur:

ils partenaris ils pli impurtants
(Volumen da commerzi)

Imports

Total 273,4 mia. fr.

56,6
Germania

26,0
Gronda Britannia

20,9
USA

20,8
Italia

19,7
Frantscha

Exports

Total 303,9 mia. fr.

47,3
Germania

40,1
USA

29,6
China

19,7
Frantscha

17,4
India