


Figures from 2018 unless another year is specified



39 125

Newly founded enterprises, 2016



5.109

Jobs
2nd quarter 2019 in millions
in full-time equivalents: **3.972**

590 253

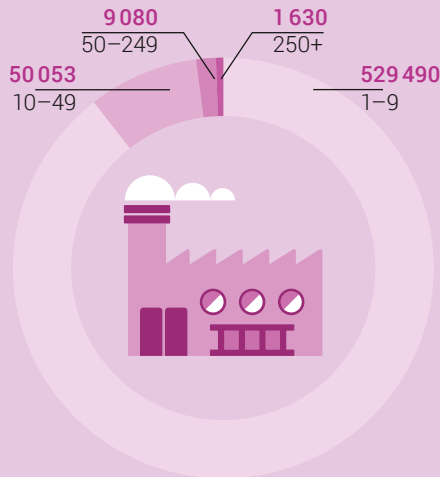
Market-oriented companies
in 2017

Sector 1
53 010

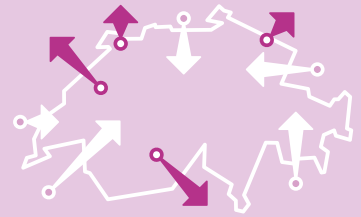
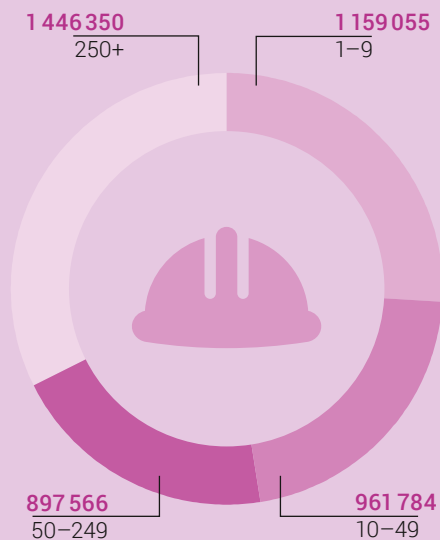
Sector 2
90 483

Sector 3
446 760

Number of market-oriented companies
by size category, 2017



Number of employees
by size category of companies, 2017



Switzerland's foreign trade:
the most important partners
(trading volume)

Imports

Total CHF 273.4 bn

56.6
Germany

26.0
Great Britain

20.9
United States

20.8
Italy

19.7
France

Exports

Total CHF 303.9 bn

47.3
Germany

40.1
United States

29.6
China

19.7
France

17.4
India