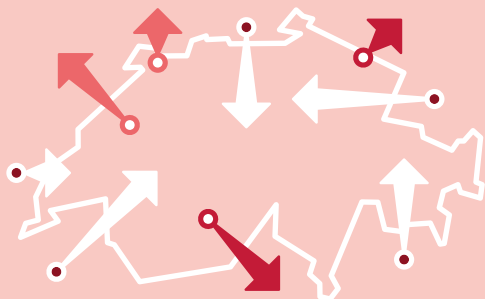


Figures from 2018 unless another year is specified



Gross domestic product (GDP)

CHF 689 545 m

At current prices, provisional
80 986 CHF per inhabitant

+2.8%


Change over previous year,
at prices of preceding year, provisional

CHF 691 417 m

Gross national income (GNI)
at current prices, provisional

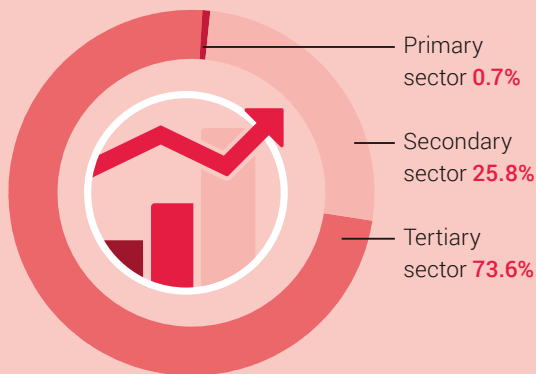
CHF 367 250 m

Consumption expenditure
at current prices,
provisional




43 133 CHF per inhabitant

Structure of the Swiss economy
as a % of the GDP, by economic sectors



21.3%

Savings rate of private households
as a % of the gross disposable income incl. the 2nd pillar



+1.4%

Surplus (+)/deficit (-)
of general government
in relation to the GDP