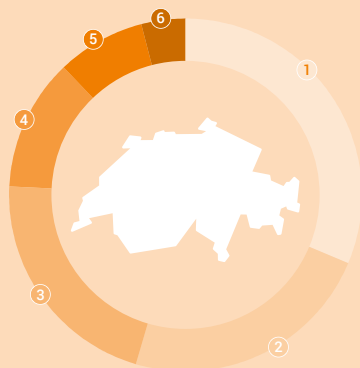


Figures from 2018 unless another year is specified



Land use, 2004/2009

- ① forest and woods **31%**
- ② farmland **23%**
- ③ other natural space **21%**
- ④ alpine farmland **12%**
- ⑤ settlement and urban areas **8%**
- ⑥ lakes and watercourses **4%**



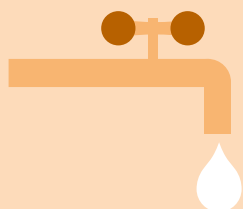
18 t

material footprint
per person, 2016



35%

lost or endangered
animal and plant species



301 l

daily consumption
of drinking water
per person, 2017




6.3%

share of environmentally-related
tax revenue




707 kg

municipal waste, per person, 2017



14 t

carbon footprint, 2017
CO₂ equivalent
per person



92%

of the population considered
the environmental quality in Switzerland
in 2015 to be very good or quite good



155 000

jobs in the environment sector, 2017