

# 2019

## 07

Agriculture  
and forestry

Neuchâtel 2019

# Forestry in Switzerland

Pocket Statistics 2019



Schweizerische Eidgenossenschaft  
Confédération suisse  
Confederazione Svizzera  
Confederaziun svizra

Swiss Confederation

Federal Department of Home Affairs FDHA  
**Federal Statistical Office FSO**

# Forestry statistics 2018<sup>1</sup>



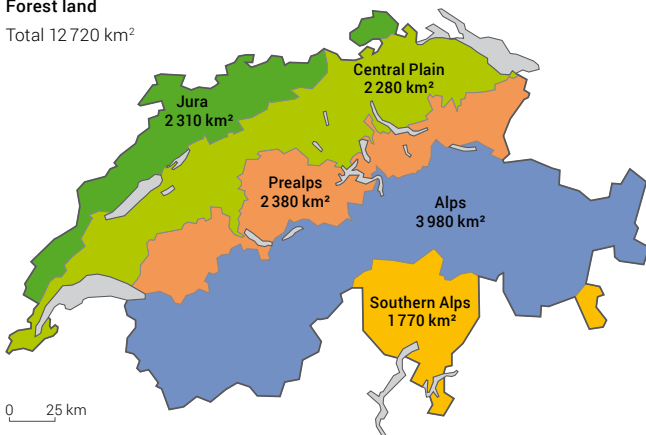
	CH	ZH	BE	LU	UR	SZ	OW	NW	GL	ZG	FR	SO	BS	BL	SH	AR	AI	SG	GR	AG	TG	TI	VD	VS	NE	GE	JU
<b>Wood harvest in m<sup>3</sup>, total</b>	5 198 202	512 849	992 486	300 649	27 300	122 367	71 793	26 839	41 834	57 877	235 975	240 930	3 083	132 243	83 988	52 953	22 085	314 152	395 657	448 999	172 580	98 749	402 563	111 959	151 210	9 067	168 015
Change over previous year (2017) in %	10,9%	21,5%	8,1%	36,6%	10,9%	8,8%	12,8%	14,1%	1,5%	18,6%	-6,6%	25,2%	51,6%	5,5%	4,9%	-3,0%	34,8%	13,3%	5,7%	20,5%	24,0%	-2,1%	1,2%	7,7%	-5,6%	13,6%	8,2%
Softwood (conifers)	3 607 931	333 314	744 626	244 817	21 398	95 508	47 485	14 667	29 177	42 499	173 457	132 197	660	30 286	48 469	47 316	21 078	213 118	375 482	255 893	119 474	36 175	265 956	103 951	116 208	786	93 934
Hardwood (deciduous)	1 590 271	179 535	247 860	55 832	5 902	26 859	24 308	12 172	12 657	15 378	62 518	108 733	2 423	101 957	35 519	5 637	1 007	101 034	20 175	193 106	53 106	62 574	136 607	8 008	35 002	8 281	74 081
<b>Wood harvest by use, in m<sup>3</sup></b>																											
Sawlogs and veneer logs	2 695 783	256 603	551 912	166 698	11 799	67 368	31 175	7 413	22 143	28 682	122 013	103 614	620	38 163	35 620	36 137	17 794	175 600	262 131	201 828	87 573	18 398	214 492	47 275	105 500	803	84 429
Industrial roundwood	588 926	41 479	140 115	63 954	40	11 162	5 315	3 279	3 168	4 225	17 036	64 905	550	13 637	18 120	1 014	2 914	20 124	4 302	53 182	7 088	2 958	43 454	11 669	13 001	436	41 799
Total wood fuel	1 903 297	212 870	299 391	69 937	15 429	43 152	34 763	15 992	16 145	24 970	96 445	72 348	1 913	80 173	30 248	15 731	1 377	117 949	128 856	192 587	77 855	77 393	143 635	52 834	32 330	7 557	41 417
of which chopped wood	738 479	45 088	113 227	16 648	6 402	14 499	5 061	5 190	7 259	4 304	26 988	30 245	100	20 003	9 822	4 804	1 102	54 008	59 742	39 587	24 749	73 435	120 273	25 991	9 319	619	20 014
of which wood chips	1 164 818	167 782	186 164	53 289	9 027	28 653	29 702	10 802	8 886	20 666	69 457	42 103	1 813	60 170	20 426	10 927	275	63 941	69 114	153 000	53 106	3 958	23 362	26 843	23 011	6 938	21 403
Other types of wood	10 196	1 897	1 068	60	32	685	540	155	378	0	481	63	0	270	0	71	0	479	368	1 402	64	0	982	181	379	271	370
<b>Forest area in ha</b>	1 272 038	50 206	177 534	40 317	20 637	27 760	18 659	7 772	21 015	6 465	43 379	31 708	471	20 356	12 683	7 181	4 869	59 722	201 585	49 116	20 219	142 310	127 074	109 584	30 776	3 003	37 637
Productive forest land	1 118 800	49 683	161 543	40 317	17 023	26 940	15 526	7 093	18 543	6 381	42 426	27 299	471	19 968	12 570	6 861	4 655	56 564	160 613	46 668	20 182	127 584	94 603	90 788	26 678	2 599	35 222
Unproductive forest land	153 238	523	15 991	0	3 614	820	3 133	679	2 472	84	953	4 409	0	388	113	320	214	3 158	40 972	2 448	37	14 726	32 471	18 796	4 098	404	2 415
Forest reserves <sup>2</sup>	84 153	3 945	5 012	2 115	1 096	3 772	2 052	563	2 463	1 317	1 031	3 306	6	3 732	586	444	132	3 976	19 392	6 944	2 000	6 329	4 311	5 005	2 058	766	1 801
<b>Forest ownership</b>																											
Private forest land in ha	373 392	25 616	88 719	30 241	2 980	7 241	1 635	2 453	2 662	1 813	18 558	6 558	86	4 435	2 068	5 530	2 782	26 021	18 117	11 115	11 420	29 313	41 011	10 002	13 130	1 045	8 841
Public forest land in ha	898 646	24 590	88 815	10 076	17 657	20 519	17 024	5 319	18 353	4 652	24 821	25 150	385	15 921	10 615	1 651	2 087	33 701	183 468	38 001	8 799	112 997	86 063	99 582	17 646	1 958	28 796
Forest owners (total number)	249 268	18 483	36 714	11 443	1 512	3 448	1 813	826	1 466	841	14 612	5 276	164	6 134	2 070	4 266	3 024	16 994	10 502	14 229	9 030	30 561	27 267	19 904	2 951	1 595	4 165
Private forest owners	245 927	18 277	36 295	11 312	1 489	3 363	1 800	806	1 457	805	14 452	5 149	160	6 044	2 043	4 241	2 996	16 487	10 358	14 026	8 960	30 244	26 947	19 676	2 862	1 564	4 114
Public forest owners	3 341	206	419	131	23	85	13	20	9	36	160	127	4	90	27	25	28	507	144	203	70	317	320	228	89	31	51
<b>Business results achieved by forestry enterprises in CHF thousands</b>																											
No. of forestry enterprises (with and without employees)	672	49	91	11	10	12	8	5	3	6	25	25	X	23	11	X	X	32	64	58	22	58	84	35	19	X	15
Revenue	539 487	37 308	52 867	7 515	7 346	9 470	17 157	4 097	11 963	8 565	29 375	29 120	X	25 597	6 146	X	X	23 350	81 252	63 134	9 043	7 607	30 954	51 981	12 042	X	10 676
of which contributions for public services comprise	123 962	3 747	8 917	1 684	3 843	2 737	6 386	1 220	5 742	1 462	8 352	4 320	X	4 184	978	X	X	3 862	23 655	6 854	1 185	4 234	8 314	17 131	2 792	X	1 807
Expenditure	577 999	46 549	51 335	8 210	6 954	9 703	16 759	4 092	14 026	8 602	30 414	27 445	X	25 275	8 664	X	X	21 885	90 338	61 746	8 539	12 503	44 912	50 248	13 597	X	10 339
Balance	-38 512	-9 241	1 531	-695	391	-233	398	5	-2 063	-36	-1 039	1 675	X	322	-2 518	X	X	1 465	-9 087	1 388	504	-4 896	-13 958	1 733	-1 555	X	337
Investment (capital spending)	65 191	1 779	1 719	660	2 012	859	4 784	888	660	954	1 364	3 130	X	639	750	X	X	5 848	23 205	2 147	657	4 916	2 833	3 961	553	X	741
of which contributions for public services comprise	24 632	11	553	25	1 233	316	402	95	298	157	298	575	X	62	9	X	X	92	14 531	315	0	3 426	220	1 435	150	X	429
<b>Establishments and employees 2017<sup>3</sup></b>																											
Forestry enterprises	487	41	66	5	13	9	8	5	X	7	22	17	X	24	10	7	4	24	63	49	15	7	30	30	14	X	12
No. of persons employed in these enterprises	3 136	243	348	28	83	61	88	20	63	63	187	84	5	131	68	39	10	145	381	310	84	81	179	329	57	5	44
Logging enterprises and forestry services contractors	874	72	141	54	4	23	9	6	7	10	32	32	X	16	12	9	X	46	52	54	26	65	101	24	37	10	28
No. of persons employed in these enterprises	3 099	216	392	179	7	99	56	40	48	35	121	96	X	58	35	13	8	179	232	184	80	291	412	89	108	28	92

<sup>1</sup> Sources: FSO – Swiss Forestry Statistics, Survey on wood processing in sawmills, Forest Enterprise Network; Federal Office for the Environment – Forest reserves <sup>2</sup> Graubünden: 5240 ha National Park and 2514 ha Pro Natura reserve <sup>3</sup> Source: FSO – Structural Business Statistics STATENT X: Not included due to data protection issues

# Forest land and wood harvest by forest area, 2017 G1

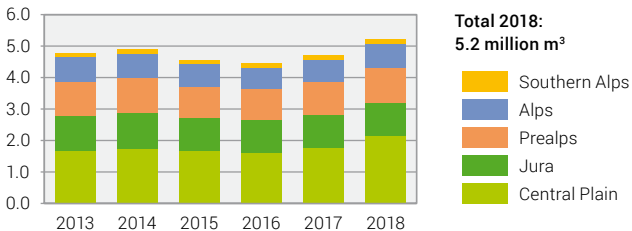
## Forest land

Total 12 720 km<sup>2</sup>



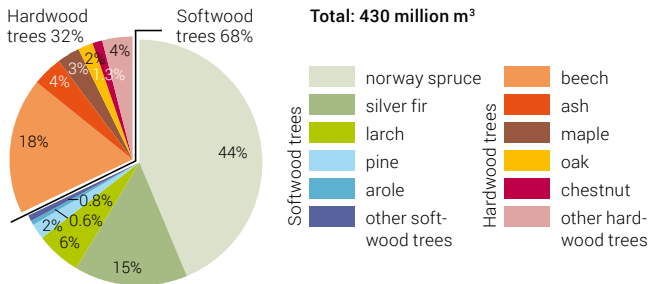
## Wood harvest

million m<sup>3</sup>



## Wood stocks by types of trees

G2

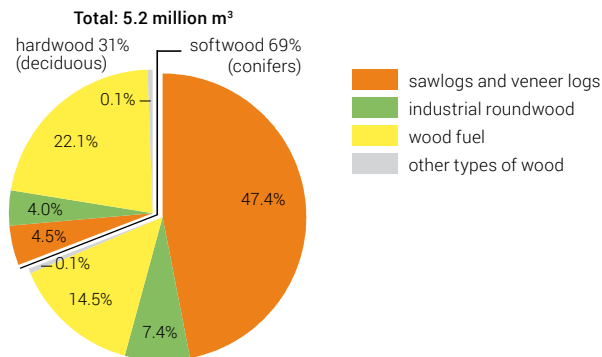


Source: WSL – 4th National Forestry Inventory, 2009–2013

© FSO 2019

## Wood harvest by use, 2018

G3



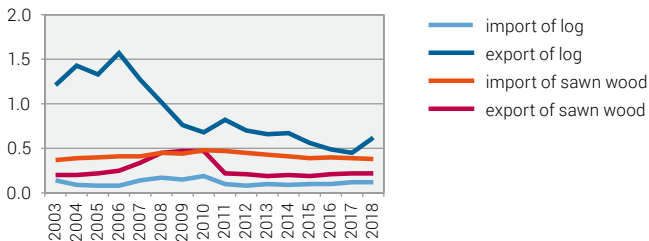
Source: FSO – Swiss Forestry Statistics

© FSO 2019

## Foreign trade of roundwood and sawings

G4

million m<sup>3</sup> of solid wood



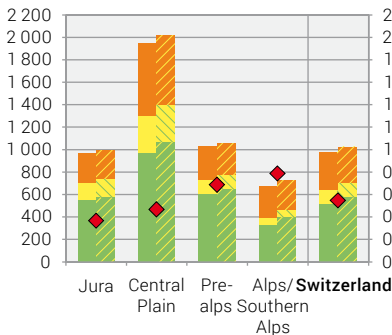
Sources: SCA – Swiss foreign trade statistics; FOEN

© FSO 2019

## Financial situation of selected forestry enterprises, 2018

G5

CHF per ha of productive forest land



Hours worked per m<sup>3</sup>

Revenue

- services
- material goods production
- forest management

Expenditure

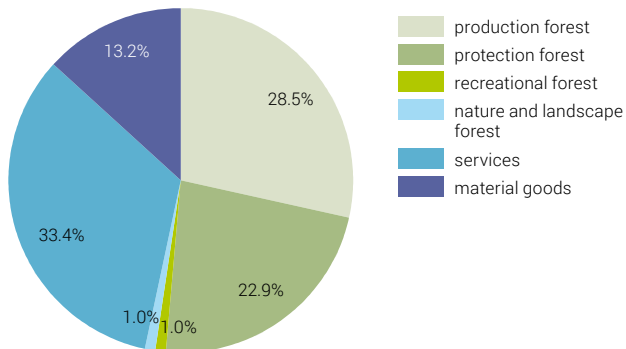
- services
- material goods production
- forest management
- hours worked per m<sup>3</sup> wood

Source: FSO – Forest Enterprise Network (FEN)

© FSO 2019

## Revenue share of selected forest enterprises, 2018 G6

Share of profit and revenue in FEN 2018

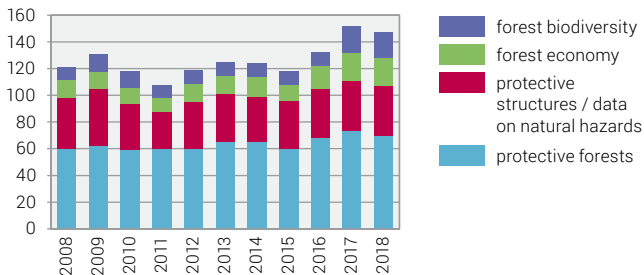


Source: FSO – Forest Enterprise Network (FEN)

© FSO 2019

## Public forestry expenditures G7

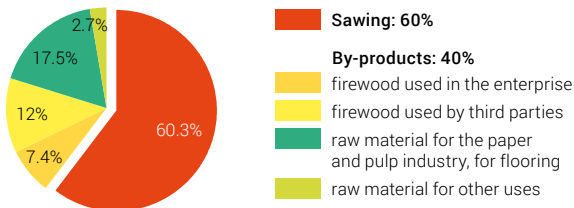
CHF million



Source: Federal Office for the Environment (FOEN)

© FSO 2019

Total 1.9 million m<sup>3</sup> roundwood



Source: FSO – Survey on wood processing in sawmills

© FSO 2019

- Published by:** Federal Statistical Office (FSO)
- Information:** Arthur Zesiger, FSO, tel. +41 58 463 62 00, arthur.zesiger@bfs.admin.ch
- Editors:** Chantal Guggenbühl, FSO; Jonas Lichtenhahn, FSO
- Online database:** [www.pxweb.bfs.admin.ch](http://www.pxweb.bfs.admin.ch)
- General Information:** [www.statistics.admin.ch](http://www.statistics.admin.ch) → Look for statistics → 07 – Agriculture and forestry
- Layout:** DIAM Section, Prepress/Print
- Graphics:** DIAM Section, Prepress/Print
- Maps:** DIAM Section, ThemaKart
- Online:** [www.statistics.admin.ch](http://www.statistics.admin.ch)
- Print:** [www.statistics.admin.ch](http://www.statistics.admin.ch)  
Federal Statistical Office, CH-2010 Neuchâtel,  
[order@bfs.admin.ch](mailto:order@bfs.admin.ch), tel. +41 58 463 60 60  
Printed in Switzerland
- Copyright:** FSO, Neuchâtel 2019  
Reproduction with mention of source authorised  
(except for commercial purposes).
- FSO number:** 832-1900