

# Framework for Visualizing Indicators and Strategies

Remo.Burkhard@unisg.ch, Georg.Spescha@empa.ch



FUNCTION TYPE
Attention
Transfer
Exploration
Recall
Activation

KNOWLEDGE TYPE
Know-what
Know-how
Know-why
Know-where
Know-who

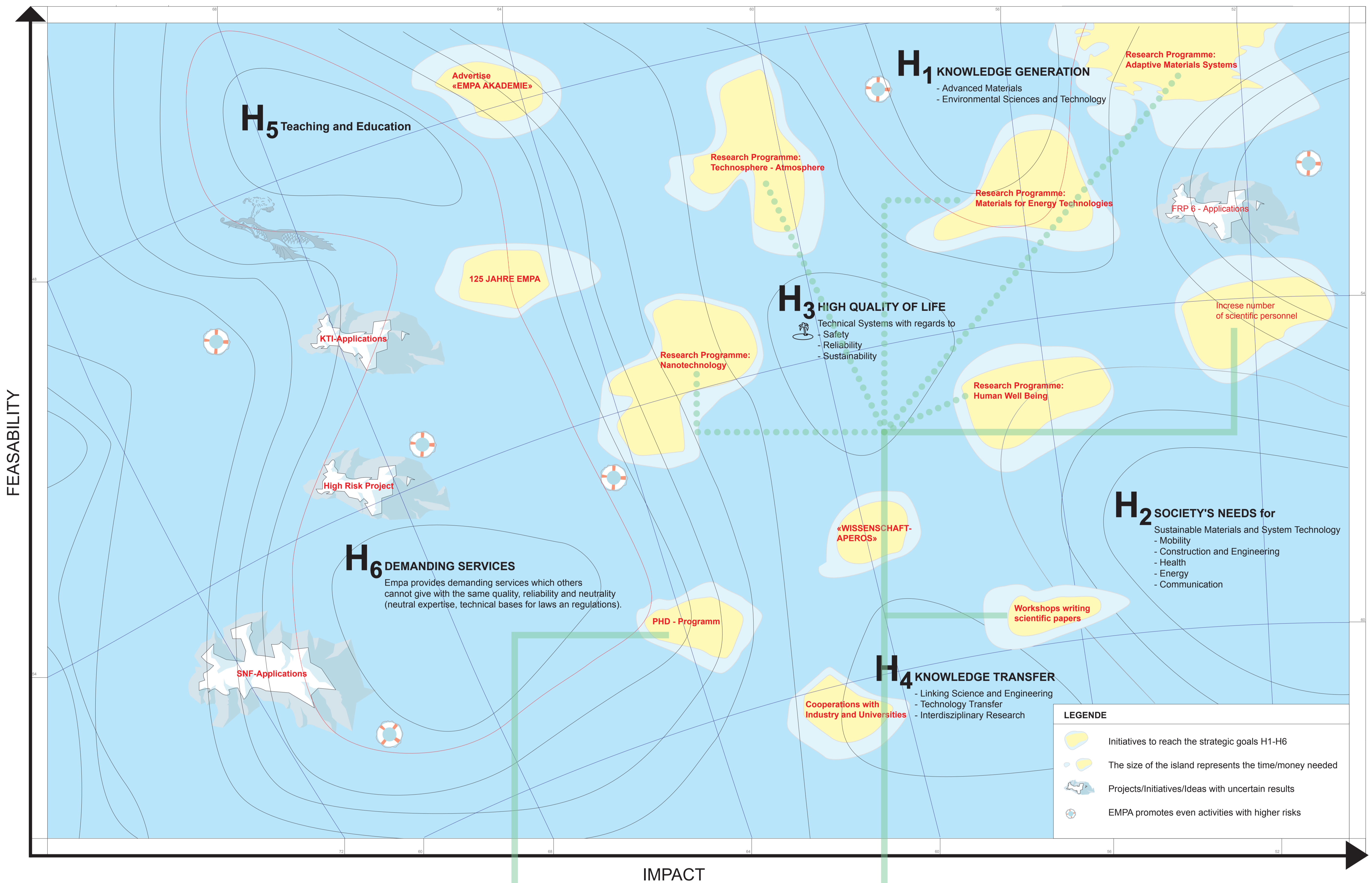
RECIPIENT TYPE
Individual
Group
Organization
Network

VISUALIZATION TYPE
Sketch
Diagram
Image
Map
Object
Interactive Visualization
Story

# Visualize Strategies with Complementary Visualization

Georg Spescha (Empa), Remo Aslak Burkhard u. Michael Meier (www.vasp.ch)

## STRATEGIC GOALS and INITIATIVES 2005



The map shows the most important goals of Empa as regions of high pressure. Measures for the realization are marked as islands.

H1: Empa generates knowledge in fields of advanced materials and environmental sciences and technology. This knowledge is internationally competitive and essential to society and its economy.

H2: Empa meets society's needs for sustainable materials and system technology for mobility, construction and engineering, health, energy and communication.

H3: Empa contributes to a high quality of life by its innovative activities with regards to safety, reliability and sustainability of technical systems.

H4: Empa's strength lies in linking science and engineering, in interdisciplinary oriented research based on long-term experience, and in the transfer of knowledge to practice.

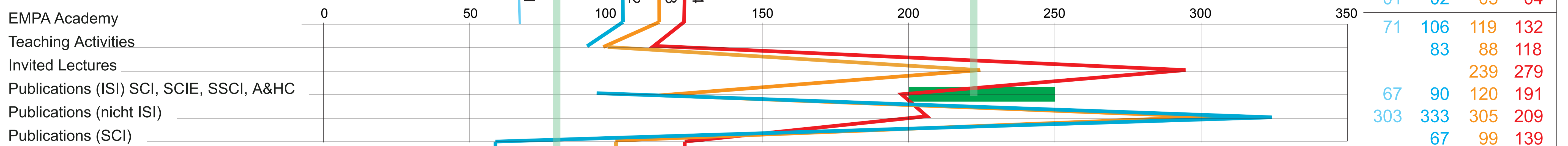
H5: Empa offers its knowledge for teaching and continuing education on an academic level.

H6: Empa provides demanding services which others cannot give with the same quality, reliability and neutrality (neutral expertise, technical bases for laws and regulations).

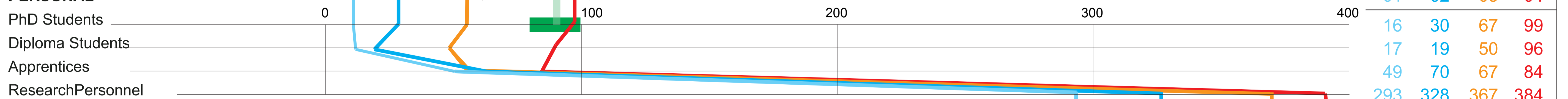
The graphs below show the indicators from the last years. The thick green line indicates the target value to be reached.

Follow the green lines to see the measures (in the map) Empa has taken to reach the goals.

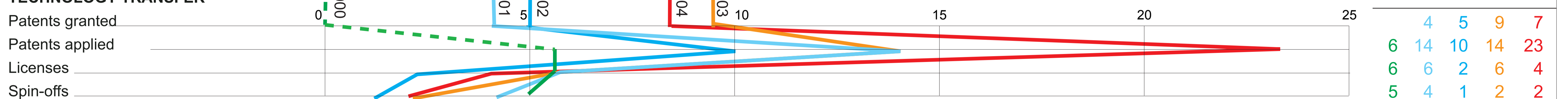
### KNOWLEDGEMANAGEMENT



### PERSONAL



### TECHNOLOGY TRANSFER



### R&D PROJECTS

