


Conference on “Visualising and Presenting Indicator Systems” SFSSO, Neuchâtel 14 – 16 March 2005

Summary, from here onwards


Peter Glauser, Swiss Federal Statistical Office



Conference on “Visualising and Presenting Indicator Systems”
14 – 16 March 2005

The simple fact of being implies a spectator.


Hannah Arendt



Conference on “Visualising and Presenting Indicator Systems”
14 – 16 March 2005

To whom?






Conference on “Visualising and Presenting Indicator Systems”
14 – 16 March 2005

- Tourist
- Harvester
- Miner


- the needs of the target audience






Conference on “Visualising and Presenting Indicator Systems”
14 – 16 March 2005





Conference on “Visualising and Presenting Indicator Systems”
14 – 16 March 2005






Conference on “Visualising and Presenting Indicator Systems”
14 – 16 March 2005





Conference on “Visualising and Presenting Indicator Systems”
14 – 16 March 2005






Conference on “Visualising and Presenting Indicator Systems”
14 – 16 March 2005



Structuring information ?



Conference on “Visualising and Presenting Indicator Systems”
14 – 16 March 2005

Selection > Scoring > Presentation


Workshops

Answers

Questions


Challenges





Conference on “Visualising and Presenting Indicator Systems”
14 – 16 March 2005





Conference on “Visualising and Presenting Indicator Systems”
14 – 16 March 2005

